

# NATURAL QUICK SHIP

Price Guide - 2026 R1



# Thank you for choosing BRC

Established in 1979 and incorporated in 1983, BRC Group has grown into a leader in the research, development and manufacturing of high quality ergonomic office furniture. BRC is a Canadian-owned private company with modern manufacturing facilities in Georgetown, Ontario, Canada.

The Natural Quick Ship program offers a curated selection of Natural products that ship within 10 business days.

The BRC Team works hard to earn and keep your business - our success depends on it. If you have any questions or inquires about the Natural Quick Ship program, please contact us at [info@brc.group](mailto:info@brc.group) or toll free at 1-877-260-4309.

We appreciate your business and look forward to hearing from you.

## Quick Ship Lead Time

Natural Quick Ship orders will ship within 10 business days from receipt of a clean order.

A clean order is defined as a complete and accurate order submission that:

- Meets all published Natural Quick Ship program requirements
- Includes all required documentation and information
- Does not require clarification or correction

Orders received after 2:00 PM EST will be considered received on the following business day. Business days exclude weekends and statutory holidays.

Transit time is not included in the 10-business-day manufacturing lead time.

BRC reserves the right to adjust lead times due to material shortages, supplier delays, force majeure, capacity constraints, order volume fluctuations, or other circumstances beyond its reasonable control.

## Order Eligibility

Only products, finishes, and configurations listed in the Natural Quick Ship offering are eligible.

Orders that include non-listed configurations, customizations, or deviations from the published offering will be processed under standard lead times.

## Order Submission Requirements

- Orders must be emailed to: [quickship@brc.group](mailto:quickship@brc.group)
- Orders must be submitted in PDF format
- Purchase orders must clearly indicate "Quick Ship"
- Purchase orders must include a complete Ship to Address, including a Contact Name and Number
- Quick Ship orders must be submitted separately from non-Quick Ship orders

Orders that are incomplete, inaccurate, or otherwise fail to meet published program requirements will not qualify as clean orders and will be processed under standard lead times.



# Order Changes & Cancellations

Once an order has been confirmed as a clean order, it cannot be modified or cancelled.

Orders requiring changes after confirmation as a clean order will be processed under standard lead times.

# Order Limits

Natural Quick Ship orders are limited to a maximum net value of \$50,000 per order.

Orders exceeding this limit will be processed under standard lead times.

BRC reserves the right to consolidate multiple related Quick Ship orders from the same customer, dealer, or project for the purposes of determining program eligibility and protecting program capacity.

# Shipping

Standard BRC shipping rates and freight policies apply.

For detailed information, please visit:

[www.brc.group/resources/freight-policy](http://www.brc.group/resources/freight-policy)

# Warranty

Natural Quick Ship products are covered under standard BRC warranty terms.

For full warranty details, please visit:

[www.brc.group/resources/warranty](http://www.brc.group/resources/warranty)



# Guidance & Ordering

**PRODUCT NAME & DESCRIPTION**  
Return Table With Recessed Gable

**NOMINAL OR ACTUAL SIZE IN INCHES**

**ALL PRICES IN LIST**

**PRODUCT CODE**  
QNRTAN

**LAMINATE OPTIONS**  
(ACTUAL THICKNESS in/mm):  
M1 - 1" THICK LPL (1.016"/25.8mm)

OVERALL SIZE			LAMINATE	
WIDTH	DEPTH	HEIGHT		PRICE M1
42"	24"	29"		\$747
48"	24"	29"		\$793

**ORDER CODE SAMPLE**

ITEM CODE	WIDTH	DEPTH	HEIGHT	LAMINATE	HAND	MODESTY
QNRTAN	W42	D24	H29	M1	R	FM

**Features & Specifications**

- 1" thick LPL gables and modesty with 1" leveling
- Full flush modesty (FM) is standard
- Recessed gable(s) include grommet for wire pass through
- Includes flat brackets with attaching hardware, one set
- Laminate codes - M1: 1" LPL
- Specify handedness left 'L' or right 'R' when ordering

**No Charge Options**

- Available in select standard laminate finishes

**DESCRIPTION OF FEATURES AND INCLUDED ITEMS**

**OPTIONS AND FEATURES AVAILABLE AT NO EXTRA CHARGE**

**USE THIS EXAMPLE AS A GUIDE TO ORDER. ENTER OPTION AS REQUIRED.**

**HYPERLINK TO OTHER ITEMS WITHIN DOCUMENT**

**PRODUCT MAP**

**TABLE OF CONTENTS**

[brc.group/natural-quick-ship/](http://brc.group/natural-quick-ship/)

**PRODUCT**

**SIZE**

**LAMINATE OPTION**

**HANDED OPTION**

**ADDITIONAL OPTIONS**

**DARKER GREY BOXES CONTAIN CODE DESCRIPTIONS**

**LIGHT GREY BOXES INDICATE MANDATORY SELECTION FOR ORDERING**

ORDER CODE SAMPLE						
ITEM CODE	WIDTH	DEPTH	HEIGHT	LAMINATE	HAND	MODESTY
QNRTAN	W42	D24	H29	M1	R	FM

**PURCHASE ORDER LINE ITEM FOR ABOVE: QNRTAN W42 D24 H29 M1 R FM**

# Technical Specifications

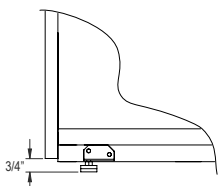
## General Construction

All BRC products have been designed using best practices based on ANSI/BIFMA standards. On products that contain box or file drawers, BRC advises full loading of the bottom drawer before loading any top drawer(s). Always load heavy files in the bottom drawer to prevent tipping. Pedestals, credenzas, storage units and hutches are shipped fully assembled. The following are general construction principles used on the Natural series product line:

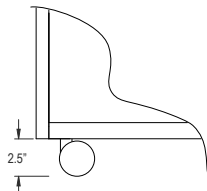
- Standard casegoods construction is  $\frac{3}{4}$ " thick low pressure laminate (LPL).
- Box drawer handles are placed in the center of the drawer face.
- Door and drawer fronts may be available in  $\frac{3}{4}$ " high pressure laminate finishes.
- Low pressure laminate (LPL) panels are finished both sides.
- Products are manufactured with matching  $\frac{3}{32}$ " (2mm), thermo-applied flat edging.
- Most parts are manufactured in a way that allows for replacement in the field.
- One pencil tray is included in every product with a box drawer.
- Box drawers have 100 lb. rated, steel ball bearing sliders with full extension. Lateral file drawers have 150lb rated sliders with 1" over travel.
- Storage units with two or more lateral file drawers have a standard inter-lock mechanism when ordered as stand-alone cabinetry. Interlock mechanisms assist with anti-tipping of a storage unit but do not provide 100% tip-free functionality.
- Counterweights are sold separately where applicable.
- A counterweight is required when specified in a freestanding application. Contact BRC for specific application details.
- Lateral file drawers accommodate letter and legal size files front to back or side to side.
- Product heights listed at 29" are typical heights with 1" top 'M1'
- Hinged single or double door option is determined by size. Widths of 21" or less are single, hinged doors wider than 21" are double.
- Modesty panels are inset by 6" from the edge where 'Recessed Modesty' is specified.
- Modesty panels are available in full height

## Cabinet Base Detail

The last letter of the product code indicates which base style:



Full Front or 1" Kick (Z)

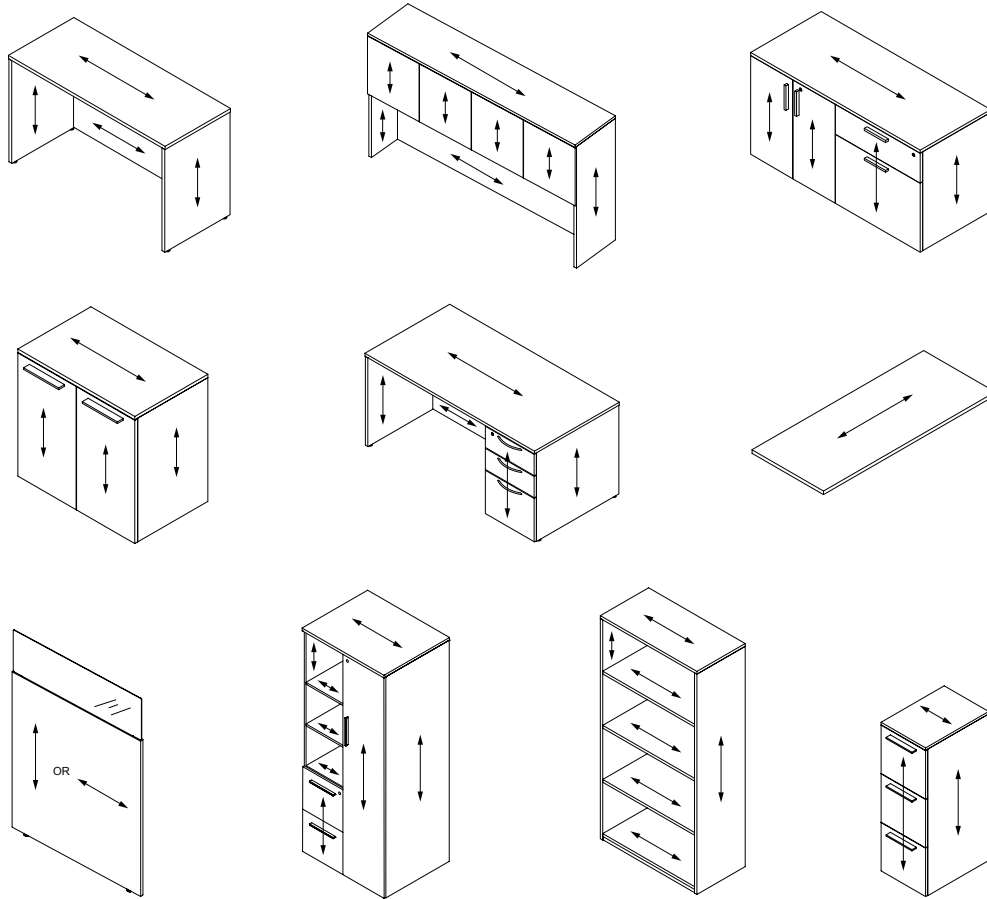


Mobile (M)

# Woodgrain Laminate Direction

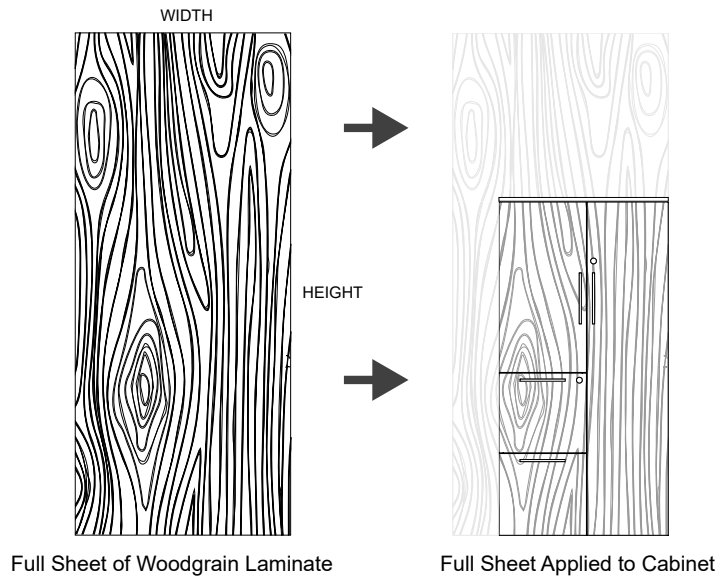
The following information can be used to identify woodgrain direction on various standard furniture items. In general, the direction can be limited by the size of the laminate sheet. Custom sizes follow the standard but due to size limitations, the woodgrain direction may change. Check with BRC to confirm woodgrain direction on your custom product before order.

## Woodgrain Direction Typical Examples



## Woodgrain Pattern Typical Lay Up

On cabinets with multiple drawers and doors, the entire sheet of woodgrain laminate is cut and applied in such a way that the grains will align (see image at right). If the width of the raw sheet exceeds the width of the cabinet, every effort is made to coordinate the additional sheets so that the grain patterns will be similar.

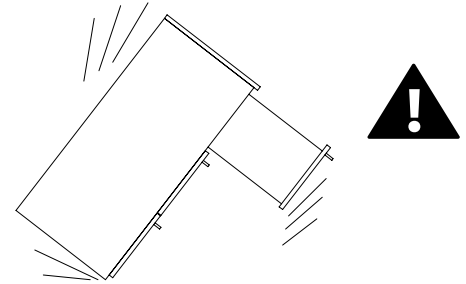
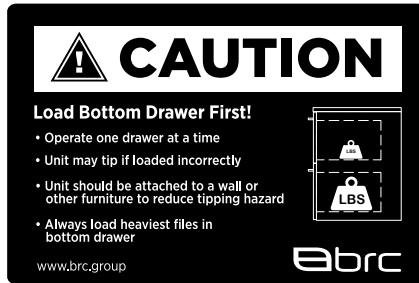


# File Drawers

## Load Considerations

Filing drawers can be one of the most convenient storage items in the office environment. Careful consideration must be paid to how the drawers are loaded, how much load and when to secure the cabinet to an additional support structure. File drawers must always be loaded from the bottom first. This puts the center of gravity lower and reduces the tipping hazard. Depending on application, cabinets should be secured to adjacent cabinets, a wall or another support structure for additional assurance. All drawer cabinets can be susceptible to tipping so careful planning is essential for prevention. Contact your BRC representative for more information.

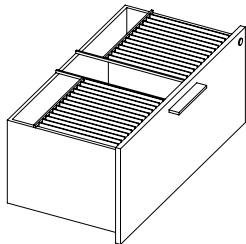
Look for this warning label placed inside all file drawers manufactured by BRC



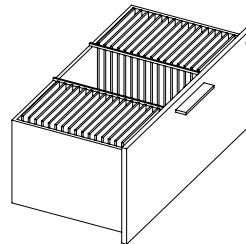
## Capacity & Filing Options

BRC File drawers can accommodate letter and legal hanging file folders. Standard size file drawers in 30" & 36" widths include two side to side hanging bars and two front to back hanging bars (24" wide drawers include only one of each). The side to side hanging bar can be positioned to fit letter and legal files. The front to back hanging bars can be positioned to accommodate two rows front to back of letter and legal depending on drawer width. Pedestal file drawers include one side to side hanging bar that can be positioned to accommodate letter and legal side to side. Pedestal file drawers can accommodate letter only front to back.

STANDARD SIZE FILE DRAWER CAPACITY			
NOMINAL WIDTH	INTERIOR WIDTH	INTERIOR DEPTH	MAXIMUM LOAD (LBS)*
24"	20.4"	15.14"	55
30"	26.4"	15.14"	72
36"	32.4"	15.14"	90

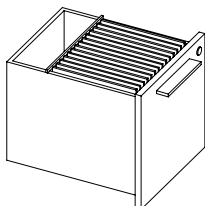


FILE RAILS ACCOMMODATE LEGAL SIDE TO SIDE; FILE BARS CAN BE USED TO ACCOMMODATE LETTER SIDE TO SIDE

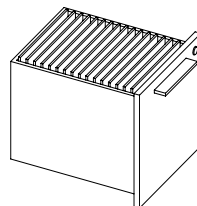


FRONT TO BACK BARS POSITIONED TO ACCOMMODATE LETTER OR LEGAL

PEDESTAL FILE DRAWER CAPACITY			
NOMINAL WIDTH	INTERIOR WIDTH	INTERIOR DEPTH	MAXIMUM LOAD (LBS)*
15.75"	12.18"	15.14"	33



FILE RAILS ACCOMMODATE LEGAL SIDE TO SIDE; FILE BAR CAN BE USED TO ACCOMMODATE LETTER SIDE TO SIDE



FRONT TO BACK ACCOMMODATES LETTER ONLY

\*Loads are expressed as weight rating for filing, not bottom loading

# Counterweights

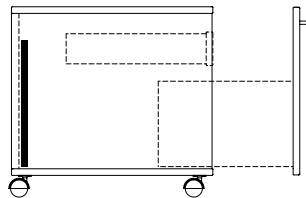
## Product Safety

All of BRC's storage products that contain box drawers and file drawers include full extension drawer slides. This presents a unique challenge as the further a drawer is extended, the further away the center of gravity is from the main body of the product. Depending on the load, the storage product may tip over. There are several ways to prevent this from happening and BRC recommends the following solutions be considered depending on the installation. For more information on your specific layout, contact your BRC representative for advice.

## Counterweights

Counterweights are designed to help balance a load in a drawer or several drawers. Depending on the size of the storage product and the load it intends to carry, a counterweight may be the best option. For smaller cabinets, freestanding or mobile, BRC recommends using a counterweight to prevent the product from tipping over. Some of BRC's mobile storage options already include a 5th wheel caster in the front of the drawer which prevents tip over. In this case, the counterweight will not be listed as an option on the individual product page.

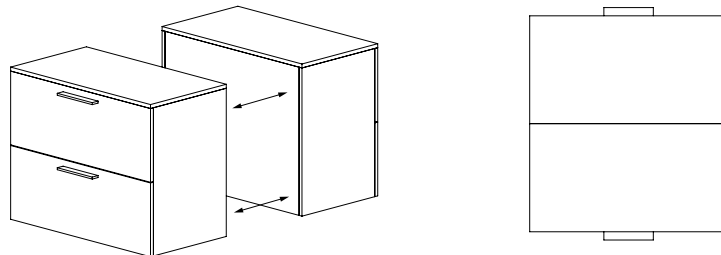
Counterweight located  
in back of cabinet (shown)  
or underneath cabinet



## Ganging

When cabinets are installed in a long run or back to back, ganging them together may be the most cost effective solution. When installing, the drawers can be removed to gain access to the inside back or side gable of the product. After leveling the cabinet layout, by simply using self tapping wood screws with or without pilot holes, items can be ganged together.

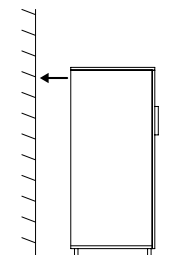
Ganging cabinets back to back  
or side to side provides a cost  
effective solution



## Wall Mounting

Where applicable, wall mounting can provide a cost effective solution to using a counterweight and provide greater tip over protection. For taller cabinets, bookcases and lockers BRC recommends wall mounting to provide a secure and safe environment. Ensure the wall structure contains wood studs or a wood backing. Attaching to metal studs alone is not recommended. Remove the drawers to gain access to the inside back or side gable of the product. After leveling the cabinet, simply use self tapping wood screws with or without pilot holes and secure the cabinet to the wall. Replace the drawers to complete installation.

Wall mounting all tall storage  
cabinets, bookcases and lockers  
is recommended




## Wall Mounted Products

Wall mounted items require special consideration before installation. Any product attached to the wall, especially overhead mounted items, must be anchored and secured to the wall to ensure safety and stability. BRC provides the following guidelines & warnings when using wall mounted products:

- This product must be anchored to wall to ensure stability & safety.
- It is the owner and installers responsibility to ensure that the wall type and construction is of sufficient strength to carry the loads of any wall mounted products and their contents.
- Failure of the wall and anchors to support all imposed loads may result in property damage or personal injury.
- BRC can provide size and empty weight of its products only. As wall blocking is considered a building construction process, BRC cannot provide recommendations in this respect and cannot be responsible for damage or injury that may occur as a result of improper installation and/or blocking.

Look for this warning label on all wall mounted BRC products



## Mobile Product Instability

Mobile items on casters such as flip top, personal and movable tables of any type and storage items of any type may present an instability hazard if not secured correctly while in use or in storage. Flip top tables or training tables of any type, are inherently more unstable when folded. BRC provides the following guidelines & warnings when using mobile products:

- Lock casters immediately after moving. Do not leave the casters unlocked when in use or in storage.
- Motion may increase the instability of any item with casters. If the wheels hit an obstruction the table's forward momentum often causes overturn, especially if the item is not equipped with wheel extensions. Exercise strong caution while moving these items.
- Use caution when abrupt level changes in the floor are present (such as a doorway or room threshold) as caster failure or tipping may result.
- Do not stand, sit or lean on mobile items for support. They are not intended for this use and personal injury or property damage may result.
- Mobile units that feature height adjustable elements must be lowered to the minimum compressed height when moving to prevent instability. It is also recommended the user remove all computer equipment or other accessories to prevent possible weight imbalance or damage to equipment.
- Failure to follow the guidelines above may result in property damage or personal injury.

Look for this warning label on all mobile BRC products



# Cleaning & Maintenance

## BEST PRACTICES

To keep your furniture products looking their best, BRC recommends the following general care and maintenance:

### Low Pressure (LPL) LAMINATES Cleaning:

Dust laminated surfaces off prior to cleaning. Wet a damp cloth with water, a mild soap or one of our approved cleaning products. Do not use abrasive cleaners as they may scratch or affect the surface appearance. Wipe the surface with the grain (where applicable) using a dry soft cloth.

Approved cleaning products: Glass Plus®, Dawn®, Pledge®, Mr. Clean®, Windex®,

For disinfecting surfaces use products such as: LYSOL®, VIREX®, PURELL®, VIROX®

After use of the above disinfectants ensure that the surfaces are wiped with a damp cloth to remove any product residue.


Take note that any product with Hydrochloric, Sulfuric, or Phosphoric acid may permanently damage the surface. Abrasive elements and excessively acidic or alkaline solutions should be avoided. Prolonged exposure to wet surfaces and/or direct contact with water should be avoided.

### Edge Trim:

To remove minor scuff marks and general dirt from bases and connectors, use warm water and a soft cloth. Do not use harsh abrasive cleaners, as they may cause permanent scratches on the surface.

### Painted Metals:

Clean these products, use a damp cloth, using only a small amount of lukewarm water if necessary. Abrasive elements and excessively acidic or alkaline solutions should be avoided. Prolonged exposure to wet surfaces and/or direct contact with water should be avoided.



Do not saturate or soak furniture with cleaner



Use spray or damp cloth only



Wipe with damp cloth using fresh water after cleaning

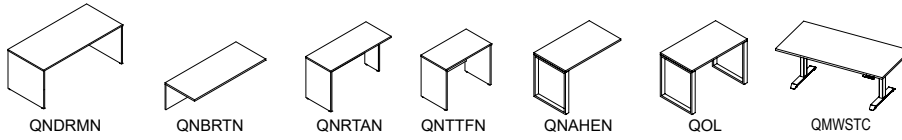
# Contents

Quick Ship Terms & Conditions	2
Guidance and Ordering	4
Technical Specifications	5
Woodgrain Laminate Direction	6
File Drawers	7
Counterweights	8
Product Safety	9
Cleaning and Maintenance	10
Contents	11
Product Map	12
Product Pages	13

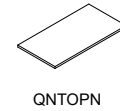


# Product Map

## Desks & Tables



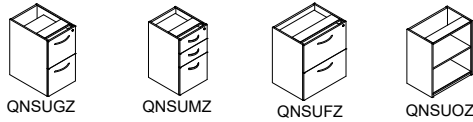
## Worksurfaces



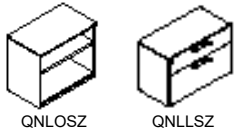
## Mobile Pedestals



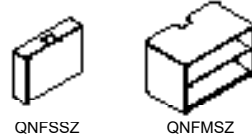
## Undermount Pedestals



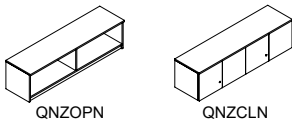
## Low Storage



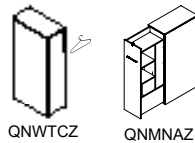
## Integrated Credenzas



## Wall Mounted Storage

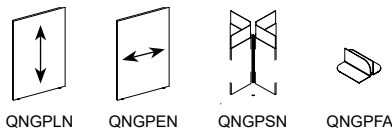


## Tall Storage



## Gallery Panels

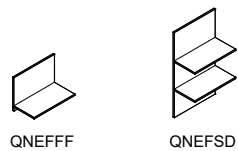
INTRODUCTION APPLICATION



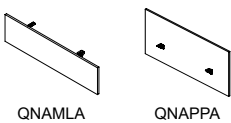
## Elements

INTRODUCTION

Free Panels Desk Panels



## Modesty Panels

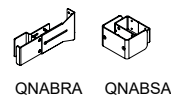


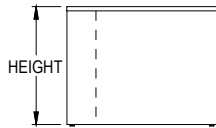
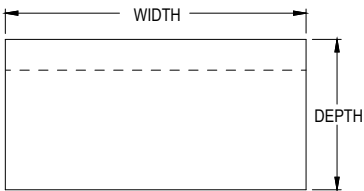
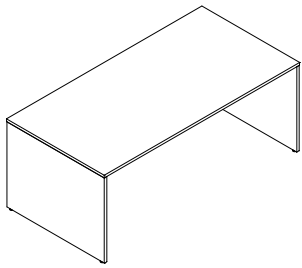
## Accessories



## Support Brackets

APPLICATION





OVERALL SIZE			LAMINATE
WIDTH	DEPTH	HEIGHT	PRICE <i>M1</i>
60"	30"	29"	\$911
66"	30"	29"	\$961
72"	30"	29"	\$979
60"	36"	29"	\$1,411
66"	36"	29"	\$1,403
72"	36"	29"	\$1,497

Features & Specifications

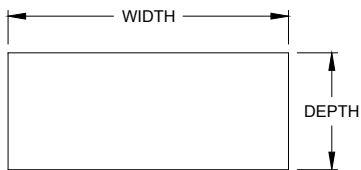
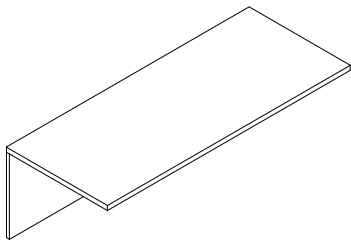
No Charge Options



ORDER CODE SAMPLE					
ITEM CODE	WIDTH	DEPTH	HEIGHT	LAMINATE	MODESTY
QNDRMN	W72	D30	H29	<i>M1</i>	<i>FM</i>

- 1" thick LPL gables and modesty with 1" leveling
- Full Modesty (FM) is standard; recessed 6" from the approach side
- Laminate codes - *M1*: 1" LPL

- Available in select standard laminate finishes



OVERALL SIZE		LAMINATE
WIDTH	DEPTH	PRICE <i>M1</i>
42"	24"	\$676
48"	24"	\$686

Features & Specifications

No Charge Options

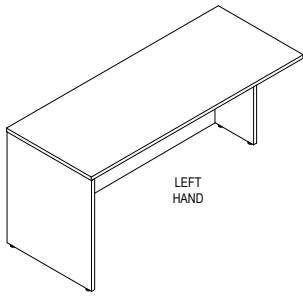


ORDER CODE SAMPLE				
ITEM CODE	WIDTH	DEPTH	LAMINATE	MODESTY
QNBRTN	W42	D24	<i>M1</i>	<i>FM</i>

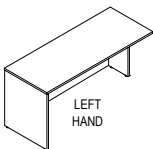
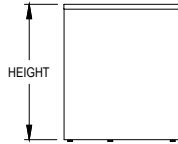
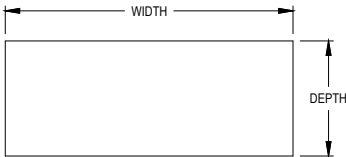

- 1" Thick LPL construction
  - Full flush modesty (FM) is standard
  - Includes flat brackets with attaching hardware, two sets
  - Laminate codes - *M1*: 1" LPL
- 
- Available in select standard laminate finishes

# Return Table With Recessed Gable

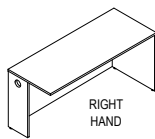
QNRTAN



LEFT  
HAND



LEFT  
HAND



RIGHT  
HAND

## Features & Specifications

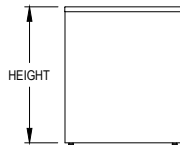
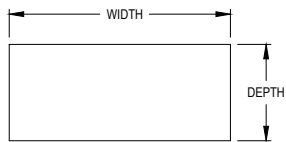

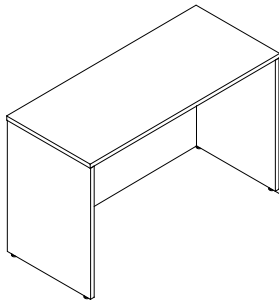
### No Charge Options

OVERALL SIZE			LAMINATE
WIDTH	DEPTH	HEIGHT	PRICE <i>M1</i>
42"	24"	29"	\$747
48"	24"	29"	\$793



ORDER CODE SAMPLE						
ITEM CODE	WIDTH	DEPTH	HEIGHT	LAMINATE	HAND	MODESTY
QNRTAN	W42	D24	H29	<i>M1</i>	<i>R</i>	<i>FM</i>

- 1" thick LPL gables and modesty with 1" leveling
- Full flush modesty (FM) is standard
- Recessed gable(s) include grommet for wire pass through
- Includes flat brackets with attaching hardware, one set
- Laminate codes - *M1*: 1" LPL
- Specify handedness left '*L*' or right '*R*' when ordering
- Available in select standard laminate finishes



OVERALL SIZE			LAMINATE
WIDTH	DEPTH	HEIGHT	PRICE <i>M1</i>
60"	24"	29"	\$840
66"	24"	29"	\$873
72"	24"	29"	\$906
60"	30"	29"	\$911
66"	30"	29"	\$960
72"	30"	29"	\$1,009

Features & Specifications

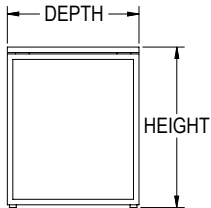
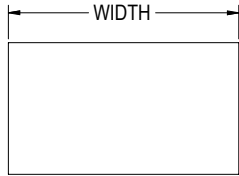
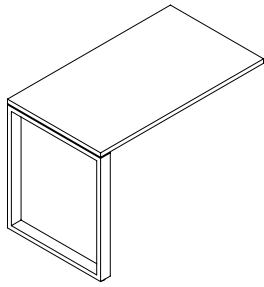


ORDER CODE SAMPLE					
ITEM CODE	WIDTH	DEPTH	HEIGHT	LAMINATE	MODESTY
QNTTFN	W60	D24	H29	<i>M1</i>	<i>FM</i>

- 1" thick LPL gables and modesty with 1" leveling
- Full flush modesty (FM) is standard
- Laminate codes - *M1*: 1" LPL

No Charge Options

- Available in select standard laminate finishes



OVERALL SIZE			LAMINATE
WIDTH	DEPTH	HEIGHT	PRICE <i>M1</i>
42"	24"	29"	\$1,161
48"	24"	29"	\$1,195
42"	30"	29"	\$1,317
48"	30"	29"	\$1,361

Features & Specifications

No Charge Options



SPECIAL NOTES



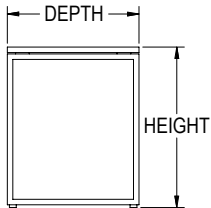
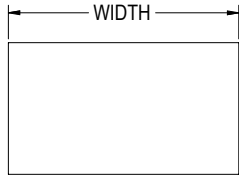
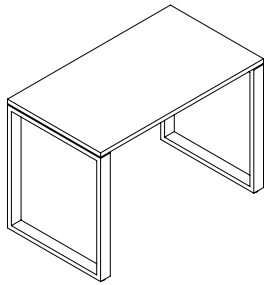
ORDER CODE SAMPLE

ITEM CODE	WIDTH	DEPTH	HEIGHT	LAMINATE
QNAHEN	W48	D30	H29	<i>M1</i>

- Tubular steel construction with one inch of leveling
- Includes flat brackets with attaching hardware, one set
- Laminate codes - *M1*: 1" LPL
- Metal components offered in MS Silver finish

- Available in select standard laminate finishes

- Note that base upper brackets will prevent undermount storage from sitting flush to the inside of the base. User must assume at least 6" of clearance.



OVERALL SIZE			LAMINATE
WIDTH	DEPTH	HEIGHT	PRICE <i>M1</i>
48"	24"	29"	\$1,809
60"	24"	29"	\$1,963

Features & Specifications

No Charge Options



SPECIAL NOTES



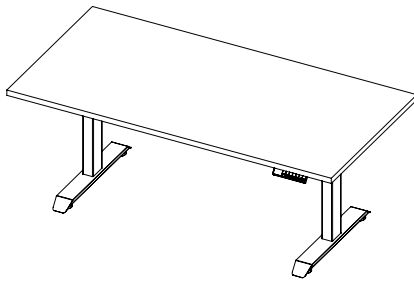
ORDER CODE SAMPLE

ITEM CODE	WIDTH	DEPTH	HEIGHT	LAMINATE
QOL	W48	D30	H29	<i>M1</i>

- Tubular steel construction with one inch of leveling
- Laminate codes - *M1*: 1" LPL
- Metal components offered in Black

- Available in select standard laminate finishes

- Note that base upper brackets will prevent undermount storage from sitting flush to the inside of the base. User must assume at least 6" of clearance.



ACTUAL SIZE			LAMINATE
WIDTH	DEPTH	WEIGHT	PRICE M1
46"	23"	97	\$2,035
58"	23"	102	\$2,167
70"	23"	107	\$2,167
76"	23"	110	\$2,167
46"	29"	102	\$2,167
58"	29"	109	\$2,431
70"	29"	116	\$2,431
76"	29"	119	\$2,431

Features & Specifications

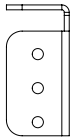
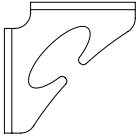
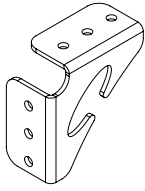
No Charge Options



ORDER CODE SAMPLE			
ITEM CODE	WIDTH	DEPTH	LAMINATE
QMWSTC	70	23	M1

- Leg provides 1" of leveling
- Laminate codes - M1: 1" LPL
- Woodgrain runs width wise if applicable
- The Sit to Stand height range is 25" to 51" including the 1" top
- Metal components offered in MS Silver finish
- Available in select standard laminate finishes





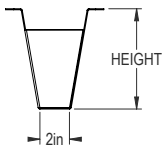
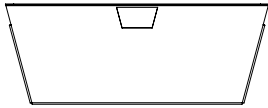
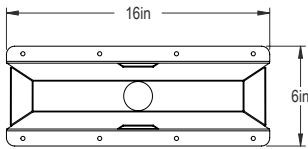
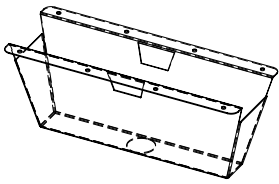
ITEM	
SIZE	PRICE
3.5" x 3.5" x 1.5"	\$107



ORDER CODE SAMPLE
ITEM CODE
QNAPBA

Features & Specifications

- Used to support gallery panels to worksurfaces, adjacent furniture and other gallery panels
- Metal bracket includes integrated cable slots for wire management
- Symmetric reversible design
- Includes 3/4" self tapping wood screws
- To support a worksurface, use one bracket per 24" of linear run
- Metal components offered in MS Silver finish



Features & Specifications

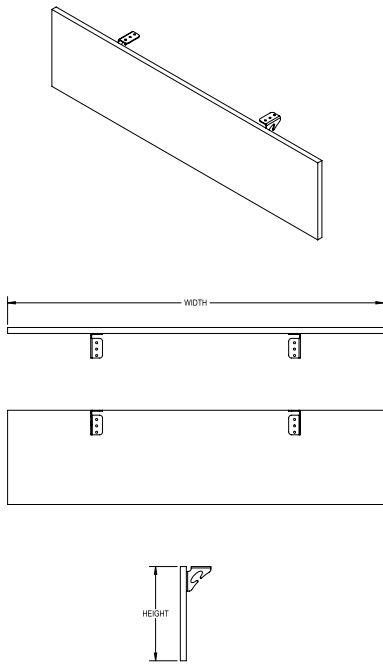
ORDER CODE			
SIZE	HEIGHT	LENGTH	PRICE
5.625"	5.625"	16"	\$232

APPLICATION CHART	
BRC STORAGE HEIGHT	SPACER FOR 29" HIGH DESK WITH 1" TOP
22"	5.625"



ORDER CODE SAMPLE	
ITEM CODE	SIZE
QNACSA	5.625

- Mounts using screws to underside and double sided tape (included) to base
- 1.75" Hole at base allows for wire pass through; cabinet must be drilled on site if required
- 0.75" long screws provided
- Metal components offered in MS Silver finish



OVERALL SIZE			
WIDTH	HEIGHT	FOR USE WITH TABLE WIDTH	PRICE
28"	12"	36"	\$529
34"	12"	42"	\$553
40"	12"	48"	\$567
46"	12"	54"	\$600
52"	12"	60"	\$628
58"	12"	66"	\$644
64"	12"	72"	\$664
70"	12"	78"	\$692
76"	12"	84"	\$719

Features & Specifications

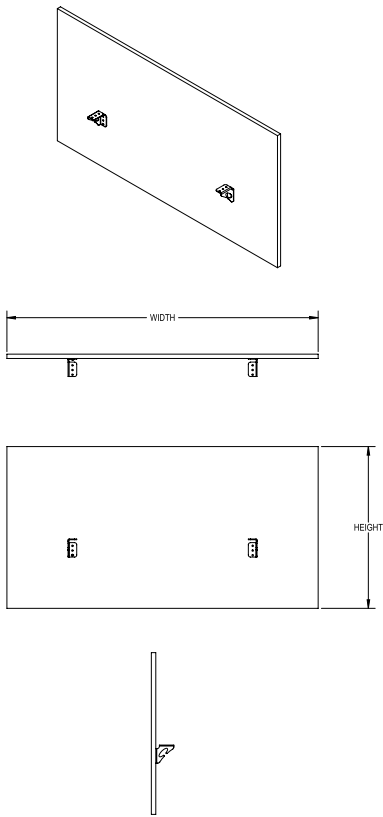


ORDER CODE SAMPLE		
ITEM CODE	WIDTH	HEIGHT
QNAMLA	46	12

No Charge Options

- Modesty panel constructed from 3/4" LPL laminate with all sides edged
  - Includes bracket with wire management hooks
  - Includes mounting hardware
  - Panel sized to be 8" less than the mounting surface width (eg. 60" width uses 52" modesty)
  - Metal components offered in MS Silver finish
- 
- Available in select standard laminate finishes





OVERALL SIZE		
WIDTH	HEIGHT	PRICE
36"	28"	\$844
42"	28"	\$872
48"	28"	\$885
54"	28"	\$917
60"	28"	\$943
66"	28"	\$962
72"	28"	\$982
78"	28"	\$1,008

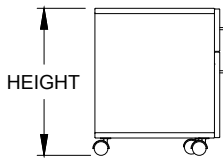
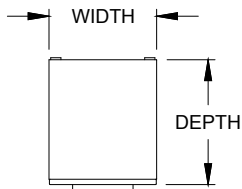
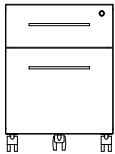
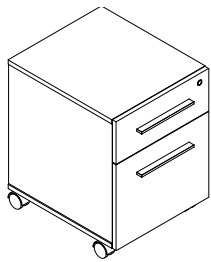
Features & Specifications

No Charge Options



ORDER CODE SAMPLE		
ITEM CODE	WIDTH	HEIGHT
QNAPPA	46	28

- Privacy panel constructed from 3/4" LPL laminate with all sides edged
  - Includes bracket with wire management hooks
  - Includes mounting hardware
  - Intended to be mounted so that 15" sits above the desk and 12" below
  - For models over 54", three brackets are supplied, with the centre brackets offset by 3.18" to clear the centre grommet. For models over 72", four brackets are supplied.
  - Metal components offered in MS Silver finish
- 
- Available in select standard laminate finishes



OVERALL SIZE			
WIDTH	DEPTH	HEIGHT	PRICE M3
15.75"	18.75"	21.25"	\$1,112



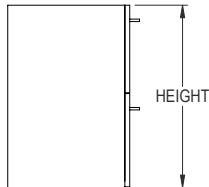
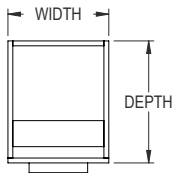
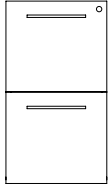
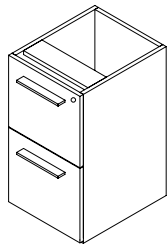
ORDER CODE SAMPLE				
ITEM CODE	WIDTH	DEPTH	HEIGHT	LAMINATE
QN1BFM	W15.75	D18.75	H21.25	M3

**Features & Specifications**

- 3/4" Thick LPL case construction that features front hidden caster to prevent tipping
- Flat Bar handle in Silver finish
- One pencil tray and file hanging bars included
- Lock mechanism included; lock cores must be ordered separately

**No Charge Options**

- Available in select standard laminate finishes
- Lock cores must be specified and ordered separately (Silver finish)



OVERALL SIZE			
WIDTH	DEPTH	HEIGHT	PRICE
15.75"	22"	28"	\$1,077
15.75"	28"	28"	\$1,109



ORDER CODE SAMPLE			
ITEM CODE	WIDTH	DEPTH	HEIGHT
QNSUGZ	W15.75	D18.75	H28

Features & Specifications

- One inch of leveling
- 3/4" LPL Case construction
- File hanging bars included
- Can be used to support a worksurface or freestanding with a top
- Flat Bar handle in Silver finish
- Lock mechanism included; lock cores must be ordered separately

No Charge Options

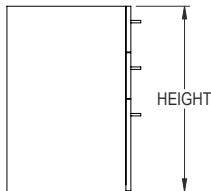
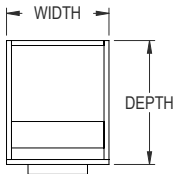
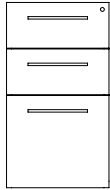
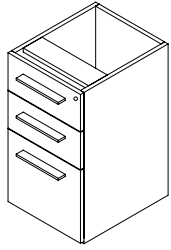
- Available in select standard laminate finishes
- Lock cores must be specified and ordered separately (Silver finish)



SPECIAL NOTES

- This storage product must be secured or ganged to an additional support structure (eg: wall, adjacent cabinet)





OVERALL SIZE			
WIDTH	DEPTH	HEIGHT	PRICE
15.75"	22"	28"	\$1,095
15.75"	28"	28"	\$1,127



ORDER CODE SAMPLE			
ITEM CODE	WIDTH	DEPTH	HEIGHT
QNSUMZ	W15.75	D18.75	H28

Features & Specifications

- One inch of leveling
- 3/4" LPL Case construction
- File hanging bars included
- Can be used to support a worksurface or freestanding with a top
- Flat Bar handle in Silver finish
- Lock mechanism included; lock cores must be ordered separately

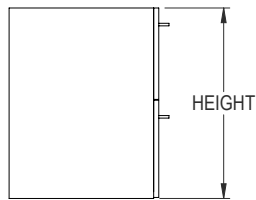
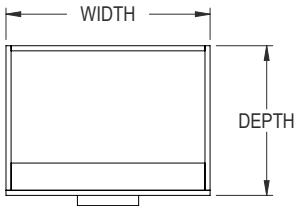
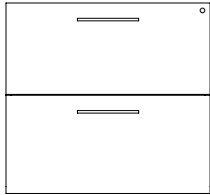
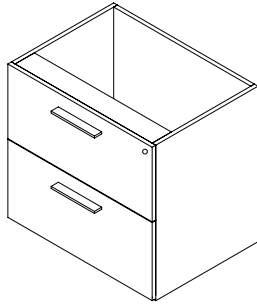
No Charge Options

- Available in select standard laminate finishes
- Lock cores must be specified and ordered separately (Silver finish)



SPECIAL NOTES

- This storage product must be secured or ganged to an additional support structure (eg: wall, adjacent cabinet)



OVERALL SIZE			
WIDTH	DEPTH	HEIGHT	PRICE
30"	22"	28"	\$1,392
36"	22"	28"	\$1,505
30"	28"	28"	\$1,421
36"	28"	28"	\$1,536

Features & Specifications

No Charge Options



SPECIAL NOTES

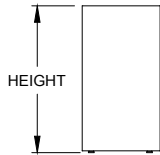
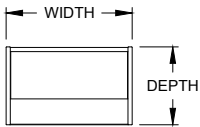

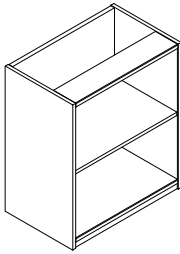


ORDER CODE SAMPLE			
ITEM CODE	WIDTH	DEPTH	HEIGHT
QNSUFZ	W30	D22	H28

- One inch of leveling
- 3/4" LPL Case construction
- File hanging bars included
- Inter-lock (anti-tilt) mechanism included; only one drawer opens at a time
- Can be used to support a worksurface or freestanding with a top
- Flat Bar handle in Silver finish
- Lock mechanism included; lock cores must be ordered separately

- Available in select standard laminate finishes
- Lock cores must be specified and ordered separately (Silver finish)

- This storage product must be secured or ganged to an additional support structure (eg: wall, adjacent cabinet)



OVERALL SIZE			
WIDTH	DEPTH	HEIGHT	PRICE
30"	22"	28"	\$965
36"	22"	28"	\$993
30"	28"	28"	\$993
36"	28"	28"	\$1,021

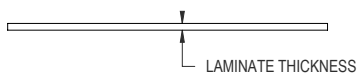
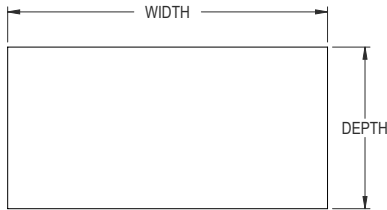
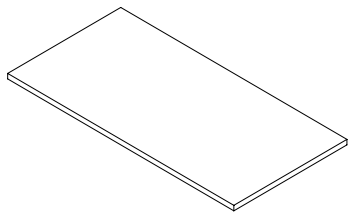
Features & Specifications

No Charge Options



ORDER CODE SAMPLE			
ITEM CODE	WIDTH	DEPTH	HEIGHT
QNSUOZ	W30	D22	H28

- One inch of leveling
- 3/4" LPL Case construction
- Includes one shelf with adjustment
- Can be used to support a worksurface or freestanding with a top
- The depth of these units is nominal, measuring 3/4" less than the listed depth to ensure gables align when placed beside units with fronts
- Available in select standard laminate finishes



OVERALL SIZE		LAMINATE PRICE
WIDTH	DEPTH	M1
15.75"	22"	\$209
30"	22"	\$258
31.5"	22"	\$276
36"	22"	\$293
42"	22"	\$295
45.75"	22"	\$296
48"	22"	\$297
51.75"	22"	\$331
54"	22"	\$356
60"	22"	\$417
66"	22"	\$419
72"	22"	\$421
15.75"	24"	\$210
30"	24"	\$259
31.5"	24"	\$278
36"	24"	\$294
42"	24"	\$296
45.75"	24"	\$334
48"	24"	\$355
51.75"	24"	\$385
54"	24"	\$414
60"	24"	\$417
66"	24"	\$419
72"	24"	\$421

OVERALL SIZE		LAMINATE PRICE
WIDTH	DEPTH	M1
15.75"	28"	\$218
30"	28"	\$293
31.5"	28"	\$294
36"	28"	\$295
42"	28"	\$297
45.75"	28"	\$355
48"	28"	\$414
51.75"	28"	\$415
54"	28"	\$417
60"	28"	\$419
66"	28"	\$421
72"	28"	\$423
15.75"	30"	\$218
30"	30"	\$293
31.5"	30"	\$294
36"	30"	\$295
42"	30"	\$297
45.75"	30"	\$355
48"	30"	\$414
51.75"	30"	\$415
54"	30"	\$417
60"	30"	\$419
66"	30"	\$421
72"	30"	\$423

Features & Specifications

- Can be used in storage top and worksurface applications
- Does not include inserts or pilot holes under the worksurface
- Laminate codes - M1: 1" LPL
- LPL surfaces are finished on both sides

No Charge Options

- Available in select standard laminate finishes

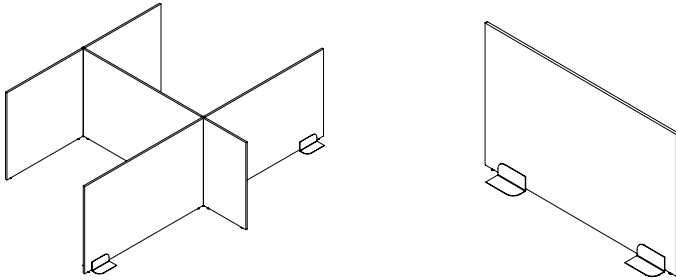


ORDER CODE SAMPLE				
ITEM CODE	WIDTH	DEPTH	LAMINATE	OPTION
QNTOPN	W54	D24	M1	GR

# Gallery Panel Introduction


## Summary

BRC expands on its gallery panels by offering new ways of connecting that allows for a semi-freestanding and fully freestanding application. By using a combination of gallery panel spines and supporting feet, offices can be configured to provide more privacy. The following pages can be used as a guideline to configure and select the best layout for your needs. Contact your BRC representative if you need more assistance.




## Panel Configuration

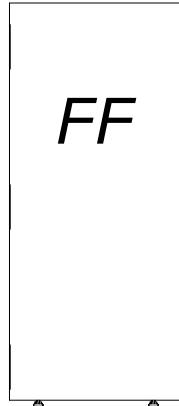
All panels are 1" LPL construction, edged on all sides and include levelers. Male and female connectors, and a blank end (no connectors) can be configured to allow 6 different panel options as follows:




Both sides have male connectors.



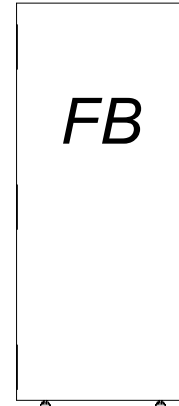
Male connector on one side, female connector on the other side.




Both sides have female connectors.



Male connector on one side, blank end on the other side.



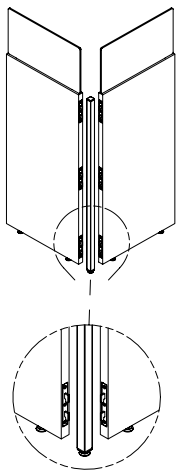
Female connector on one side, blank end on the other side.



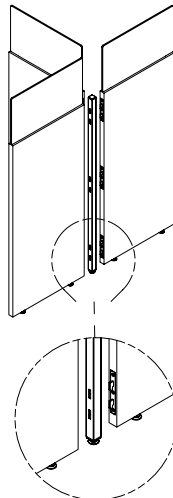
Both sides have a blank end.

## Gallery Spine

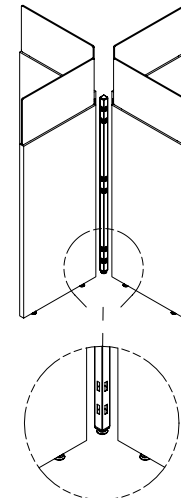
BRC's gallery spine is a 1" x 1" steel support that runs the entire vertical length of the panel. Any gallery panel with a male connector (MM, MF or MB) can be attached. The spine is available in two way, three way or four way 90° configurations. A spine is not required to connect panels end to end at 180°; panels with a male end and female end can be connected directly. Reference the following page for application examples.



2  
WAY



3  
WAY

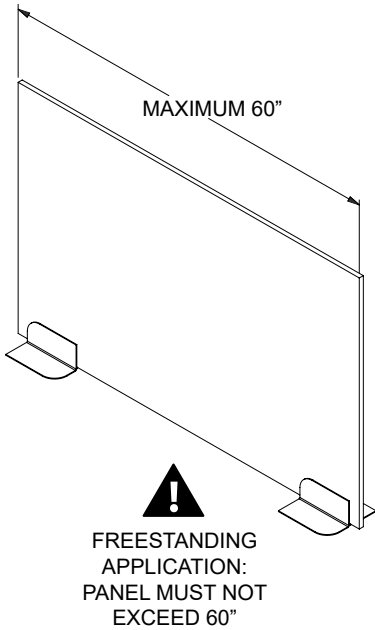


4  
WAY

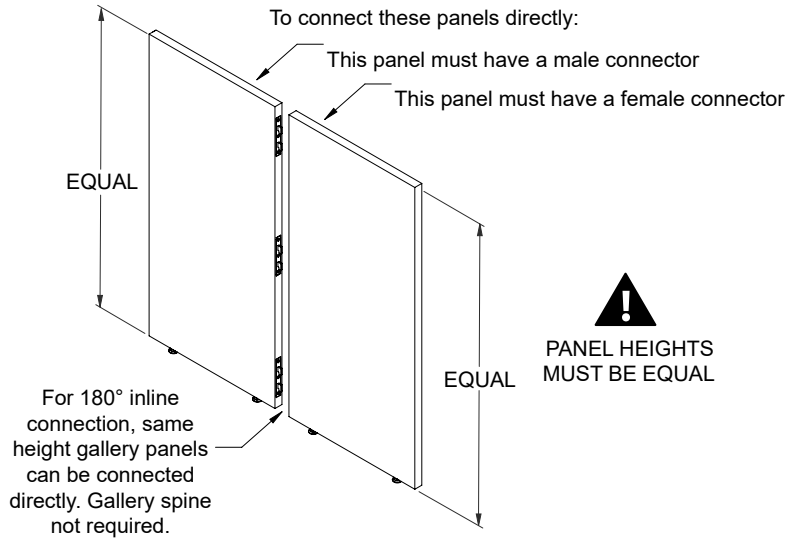
# Gallery Panel Application

## General Guidelines

- Gallery Panels are best paired with Full Front (Z) models to ensure alignment at the base datum line
- All panels connected in a run must be the same height
- A support foot must be used whenever an end of panel run exceeds 54"
- A single panel can be supported by two feet no longer than 60"
- Due to laminate woodgrain size restrictions, gallery panels are divided into two codes, one for widths 18'-60" and one for widths 66'-96"
- Woodgrain direction (if applicable) runs vertical on the smaller widths (18'-60") and horizontal on the larger widths (66'-96")



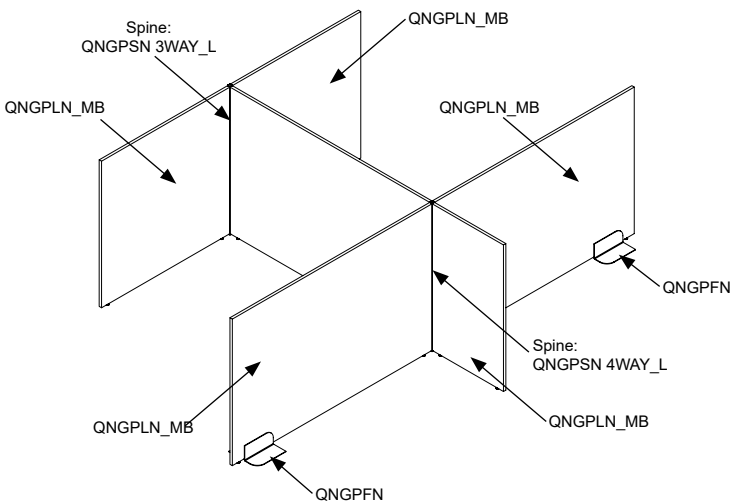
**Freestanding Application**



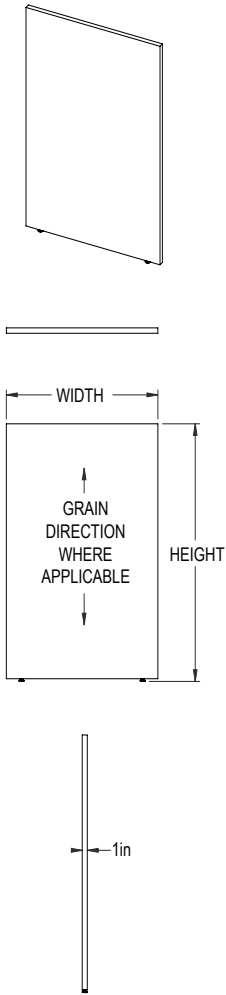
**180° Direct Connection**

## Application Examples

Use the following examples to reference how a panel layout can be structured. The codes used below can be found on the next few product pages. Note, sizes are not listed as the examples are to be used for configuration only. As per application guidelines, all panels in a single run are the same type (lamine only) and also the same height. For help with your layout, contact the BRC sales department at [quotes@brc.group](mailto:quotes@brc.group).



**Lamine Only Panels - QNGPLN**



OVERALL SIZE		PRICE & CONNECTION	
WIDTH	HEIGHT	PRICE <i>BB</i>	PRICE <i>ALL OTHERS</i>
24"	48"	\$566	\$703
30"	48"	\$628	\$765
36"	48"	\$688	\$827
42"	48"	\$750	\$889
48"	48"	\$812	\$950
60"	48"	\$935	\$1,073

CONNECTION	
CODE	DESCRIPTION
<i>MM</i>	Both sides have male connectors
<i>MF</i>	Male connector on one side, female connector on the other side
<i>FF</i>	Both sides have female connectors
<i>MB</i>	Male connector on one side, blank end on the other side
<i>FB</i>	Female connector on one side, blank end on the other side
<i>BB</i>	Both sides have a blank (finished) end

ORDER CODE SAMPLE			
ITEM CODE	WIDTH	HEIGHT	CONNECTION
QNGPLN	W30	H48	<i>MM</i>

Features & Specifications

- One inch of leveling
- Panels are 1" thick LPL construction
- Size widths 24-48" have two levelers, widths 60-84" have three levelers
- Includes gallery panel only and connecting hardware, connecting spine sold separately
- Wood grain runs vertical if applicable
- Reference the gallery panel application page for connection ordering details

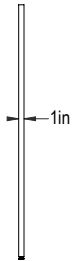
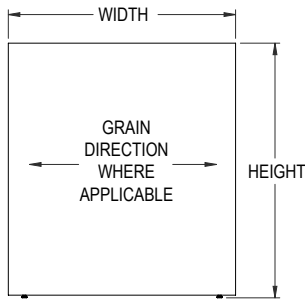
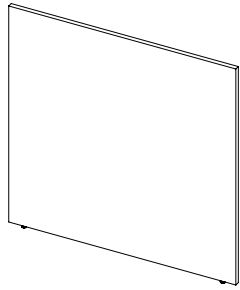
No Charge Options

- Available in select standard laminate finishes



SPECIAL NOTES

- Best paired with Full Front (Z) models to ensure alignment at the base datum line
- Reference the application pages for proper configuration using the gallery panel spine



Features & Specifications

No Charge Options



SPECIAL NOTES

OVERALL SIZE		PRICE & CONNECTION	
WIDTH	HEIGHT	PRICE <i>BB</i>	PRICE <i>ALL OTHERS</i>
66"	48"	\$997	\$1,134
72"	48"	\$1,058	\$1,196
78"	48"	\$1,119	\$1,257
84"	48"	\$1,426	\$1,562
90"	48"	\$1,619	\$1,756
96"	48"	\$1,809	\$1,947

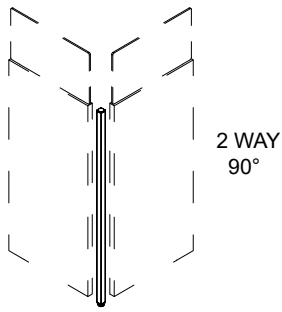
CONNECTION	
CODE	DESCRIPTION
<i>MM</i>	Both sides have male connectors
<i>MF</i>	Male connector on one side, female connector on the other side
<i>FF</i>	Both sides have female connectors
<i>MB</i>	Male connector on one side, blank end on the other side
<i>FB</i>	Female connector on one side, blank end on the other side
<i>BB</i>	Both sides have a blank (finished) end

ORDER CODE SAMPLE			
ITEM CODE	WIDTH	HEIGHT	CONNECTION
QNGPEN	W66	H48	<i>MM</i>

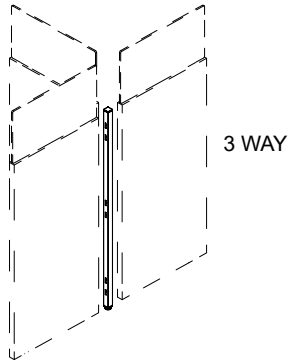
- One inch of leveling
- Panels are 1" thick LPL construction
- Size widths 24-48" have two levelers, widths 60-84" have three levelers
- Includes gallery panel only and connecting hardware, connecting spine sold separately
- Wood grain runs horizontal if applicable
- Reference the gallery panel application page for connection ordering details

- Available in select standard laminate finishes

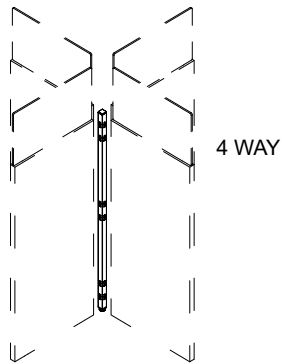
- Best paired with Full Front (Z) models to ensure alignment at the base datum line
- Reference the application pages for proper configuration using the gallery panel spine



2 WAY  
90°



3 WAY



4 WAY

Features & Specifications

OVERALL SIZE		
CONFIGURATION	PANEL HEIGHT	PRICE
2WAY	48"	\$361
3WAY	48"	\$377
4WAY	48"	\$395



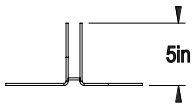
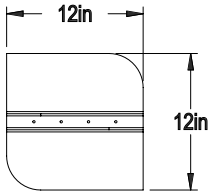
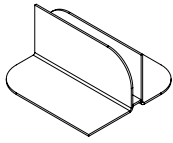
ORDER CODE SAMPLE			
ITEM CODE	CONFIGURATION	PANEL HEIGHT	PANEL STYLE
QNGPSN	3WAY	H48	L

- One inch of leveling
- 1" x 1" Steel construction with slots for connecting gallery panels with male connectors
- Specify '2WAY', '3WAY' or '4WAY' configuration when ordering.
- Metal components offered in MS Silver finish



SPECIAL NOTES

- Reference the application pages for proper configuration using the gallery panel spine



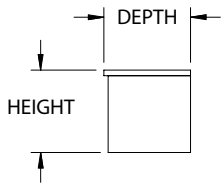
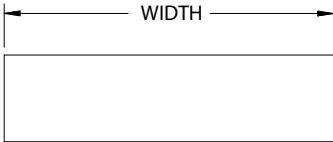
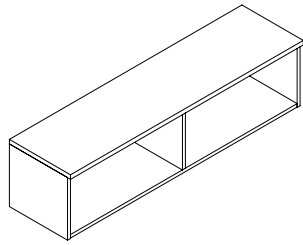
ITEM	
SIZE	PRICE
12" x 12" x 5"	\$507

Features & Specifications



ORDER CODE SAMPLE
ITEM CODE
QNGPFA

- Used to support gallery panels for freestanding or extended run applications
- Slots into panel
- Can be used under panel at any position
- Metal components offered in MS Silver finish



OVERALL SIZE			
WIDTH	DEPTH	HEIGHT	PRICE <i>M1</i>
36"	15.75"	15"	\$687
42"	15.75"	15"	\$720
48"	15.75"	15"	\$752
54"	15.75"	15"	\$783
60"	15.75"	15"	\$817
66"	15.75"	15"	\$881
72"	15.75"	15"	\$1,106

Features & Specifications

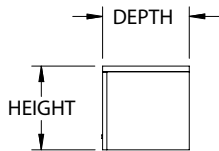
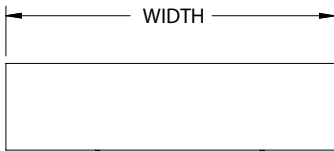
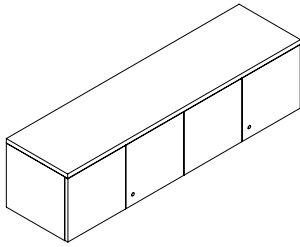
No Charge Options

 SPECIAL NOTES



ORDER CODE SAMPLE				
ITEM CODE	WIDTH	DEPTH	HEIGHT	LAMINATE
QNZOPN	W60	D15.75	H15	<i>M1</i>

- 3/4" Thick LPL case construction
- Top overhangs gables by 3/4"
- Units over 42" wide include center divider
- French cleats included for wall mounting
- Laminate codes - *M1*: 1" LPL (top only)
- Available in select standard laminate finishes
- Wall cleats must be secured to wood studs; metal studs not recommended without additional support



OVERALL SIZE				
WIDTH	DEPTH	HEIGHT	# OF DOORS	PRICE M1
36"	15.75"	15"	2	\$997
42"	15.75"	15"	2	\$1,021
48"	15.75"	15"	4	\$1,113
54"	15.75"	15"	4	\$1,135
60"	15.75"	15"	4	\$1,160
66"	15.75"	15"	4	\$1,209
72"	15.75"	15"	4	\$1,257

Features & Specifications

No Charge Options

 SPECIAL NOTES

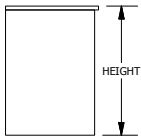
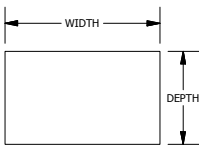
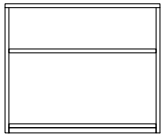
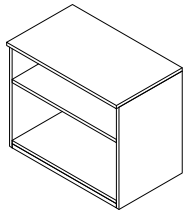


ORDER CODE SAMPLE				
ITEM CODE	WIDTH	DEPTH	HEIGHT	LAMINATE
QNZCLN	W60	D15.75	H15	M1

- 3/4" Thick LPL case construction
- Doors are opened using the bottom edge - handle-free design
- French cleats included for wall mounting
- Laminate codes - M1: 1" LPL (top only)
- Lock mechanism included; lock cores must be ordered separately
- Soft Close Style Hinge 'SOCL' supplied unless otherwise specified

- Available in select standard laminate finishes
- Lock cores must be specified and ordered separately (Silver finish)
- Standard Style Hinge 'STD'

- Wall cleats must be secured to wood studs; metal studs not recommended without additional support



OVERALL SIZE			LAMINATE
WIDTH	DEPTH	HEIGHT	PRICE <i>M1</i>
24"	20"	22.25"	\$1,010
30"	20"	22.25"	\$1,040
36"	20"	22.25"	\$1,064
24"	24"	22.25"	\$1,064
30"	24"	22.25"	\$1,089
36"	24"	22.25"	\$1,119

Features & Specifications

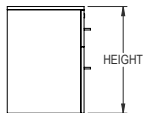
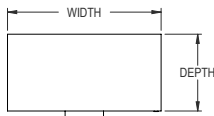
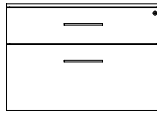
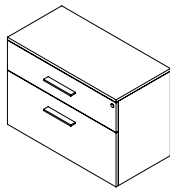
- 3/4" Thick LPL case construction with one inch of leveling
- Top overhangs gables by 3/4"
- One 3/4" thick adjustable shelf in storage space
- Laminate codes - *M1*: 1" LPL

No Charge Options

- Available in select standard laminate finishes



ORDER CODE SAMPLE				
ITEM CODE	WIDTH	DEPTH	HEIGHT	LAMINATE
QNLOSZ	W36	D20	H22.25	<i>M1</i>



OVERALL SIZE			LAMINATE
WIDTH	DEPTH	HEIGHT	PRICE <i>M1</i>
24"	20"	22.25"	\$1,254
30"	20"	22.25"	\$1,363
36"	20"	22.25"	\$1,468
24"	24"	22.25"	\$1,307
30"	24"	22.25"	\$1,413
36"	24"	22.25"	\$1,521

Features & Specifications



ORDER CODE SAMPLE				
ITEM CODE	WIDTH	DEPTH	HEIGHT	LAMINATE
QNLLSZ	W36	D20	H22.25	<i>M1</i>

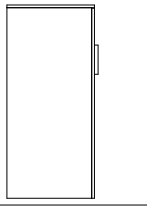
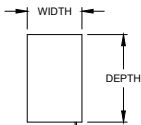
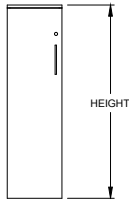
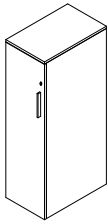
No Charge Options



SPECIAL NOTES

- 3/4" Thick LPL case construction with one inch of leveling
- File hanging bars included
- Laminate codes - *M1*: 1" LPL
- Flat Bar handle in Silver finish
- Lock mechanism included; lock cores must be ordered separately
- Available in select standard laminate finishes
- Lock cores must be specified and ordered separately (Silver finish)
- This storage product must be secured or ganged to an additional support structure (eg: wall, adjacent cabinet)





HINGED LEFT SHOWN

OVERALL SIZE			PRICE
WIDTH	DEPTH	HEIGHT	<i>M1</i>
15"	20"	66"	\$1,468
15"	24"	66"	\$1,567

Features & Specifications

No Charge Options



SPECIAL NOTES

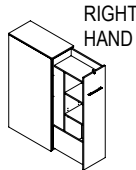
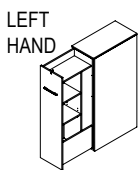
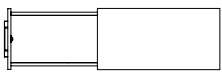
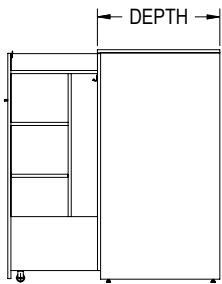
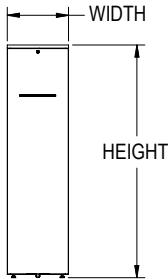
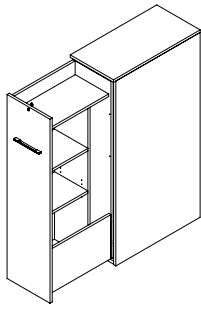


ORDER CODE SAMPLE					
ITEM CODE	WIDTH	DEPTH	HEIGHT	LAMINATE	HAND
QNWTCZ	W15	D20	H66	<i>M1</i>	<i>HL</i>

- 3/4" Thick LPL case construction with one inch of leveling
- Wardrobe with fixed hat shelf and coat rod; only 66"H units and taller include hat shelf
- Laminate codes - *M1*: 1" LPL (top only)
- Specify hinged left '*HL*' or hinged right '*HR*' when ordering
- Flat Bar handle in Silver finish
- Lock mechanism included; lock cores must be ordered separately
- Soft Close Style Hinge '*SOCL*' supplied unless otherwise specified
- Available in select standard laminate finishes
- Lock cores must be specified and ordered separately (Silver finish)
- Standard Style Hinge '*STD*'

- This storage product must be secured or ganged to an additional support structure (eg: wall, adjacent cabinet)





Features & Specifications

No Charge Options



SPECIAL NOTES

OVERALL SIZE			
WIDTH	DEPTH	HEIGHT	PRICE <i>M1</i>
15.75"	24"	46"	\$2,756
15.75"	30"	46"	\$2,974



ORDER CODE SAMPLE				
ITEM CODE	WIDTH	DEPTH	HEIGHT	LAMINATE
QNMNAZ	W15.75	D30	H46	<i>M1</i>

- 3/4" Thick LPL case construction that features front hidden caster to prevent tipping
- One 3/4" thick adjustable shelf in storage space
- Wardrobe includes a single coat hook
- Laminate codes - *M1*: 1" LPL (top only)
- Non-handed
- Interior pull out of cabinet is white LPL regardless of exterior finish
- Flat Bar handle in Silver finish
- Lock mechanism included; lock cores must be ordered separately
- Available in select standard laminate finishes
- Lock cores must be specified and ordered separately (Silver finish)

- This storage product must be secured or ganged to an additional support structure (eg: wall, adjacent cabinet)



# Lock Cores

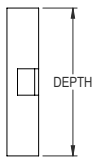
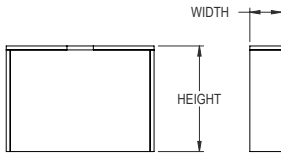
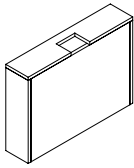


**BRC SINGLE LOCK CORE**

### Features & Specifications

- Single lock set including lockcore & two keys
- CL series
- Silver

LOCK CORES	
CODE	NUMBERS
9301912	Lock Core #500 Silver
9301913	Lock Core #501 Silver
9301914	Lock Core #502 Silver
9301915	Lock Core #503 Silver
9301916	Lock Core #504 Silver
9301917	Lock Core #505 Silver
9301918	Lock Core #506 Silver
9301919	Lock Core #507 Silver
9301920	Lock Core #508 Silver
9301921	Lock Core #509 Silver
9301922	Lock Core #550-#700 Silver



LEFT HAND



RIGHT HAND

OVERALL SIZE			LAMINATE
WIDTH	DEPTH	HEIGHT	PRICE M1
6.75"	30"	22.25"	\$848




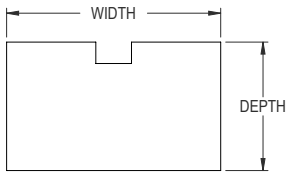
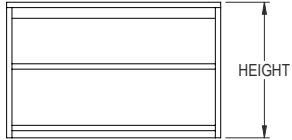
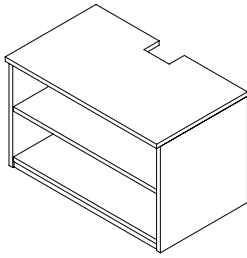
ORDER CODE SAMPLE					
ITEM CODE	WIDTH	DEPTH	HEIGHT	LAMINATE	HAND
QNFSSZ	W6.75	D28	H22.25	M1	L

**Features & Specifications**

- 3/4" Thick LPL case construction with one inch of leveling
- Height is 22.25" to accommodate sit/stand height adjustable tables
- Accommodates height adjustable T leg configuration only; BRC Mesa
- Laminate codes - M1: 1" LPL (top only)
- Includes anti-tip bracket & hardware
- Specify handedness left 'L' or right 'R' when ordering
- Metal components offered in MS Silver finish

**No Charge Options**

- Available in select standard laminate finishes



OVERALL SIZE			LAMINATE	
WIDTH	DEPTH	HEIGHT	PRICE M1	PRICE H1
30"	24"	22.25"	\$1,816	\$1,979

Features & Specifications

No Charge Options



ORDER CODE SAMPLE				
ITEM CODE	WIDTH	DEPTH	HEIGHT	LAMINATE
QNFMSZ	W30	D24	H22.25	M1

- 3/4" Thick LPL case construction with one inch of leveling; top overhangs gables by 3/4"
- One 3/4" thick adjustable shelf in storage space
- Height is 22.25" to accommodate sit/stand height adjustable tables
- Accommodates height adjustable T leg configuration only; BRC Mesa
- Laminate codes - M1: 1" LPL
- Includes anti-tip bracket, metal grommet (silver) & hardware
- 2" wire management gap at the top of the back panel

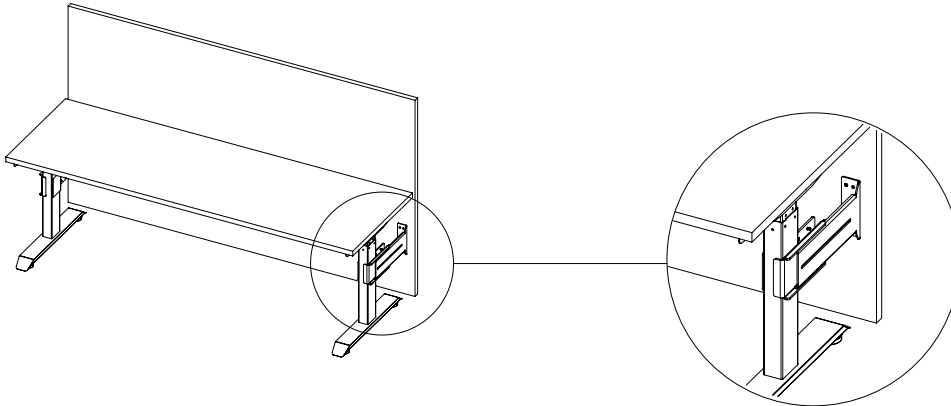
- Available in select standard laminate finishes

# Height Adjustable Table Support Brackets

Height adjustable tables present unique challenges when mounting to adjacent furniture. BRC's table support brackets allow direct connection to Gallery Panels, tall storage, credenzas and other items while allowing full height adjustable functionality. These brackets have been designed specifically for our Mesa T leg and C leg bases but may be applicable to non-BRC product. Contact a BRC representative for full details.

## T Leg Rear Mount Bracket

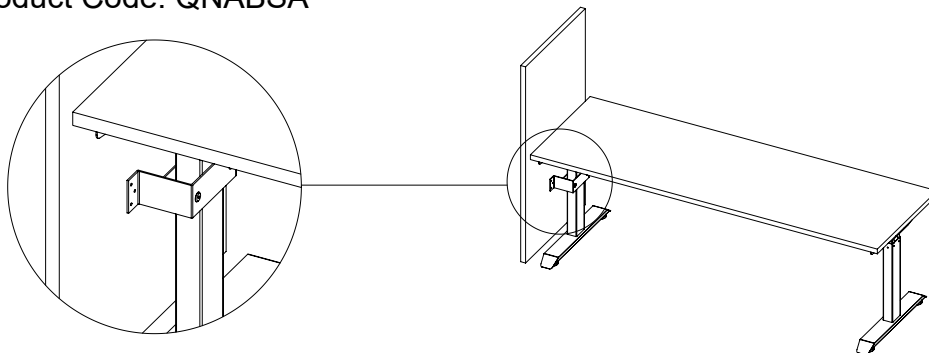
Product Code: QNABRA



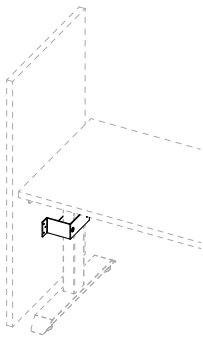
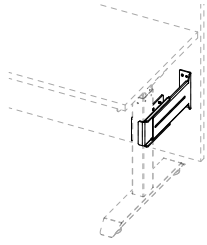
For use on Mesa T leg tables 23" and 29". Connection to rear panel or similar is permanent by way of screws or bolts. Connection to T leg is a clamping mechanism that does not damage or alter the base.

## C Leg or T Leg Side Mount Bracket

Product Code: QNABSA



For use on Mesa C leg or T leg tables 23" and 29" deep. Connection to side panel or similar is permanent by way of screws or bolts. Connection to T leg is a clamping mechanism that does not damage or alter the base.



QNABRA	
FEATURES & SPECIFICATIONS	PRICE
<ul style="list-style-type: none"> <li>• For application to the rear of a height adjustable T leg table</li> <li>• Works with BRC Mesa Table</li> <li>• Metal components offered in MS Silver finish</li> </ul>	\$259

QNABSA	
FEATURES & SPECIFICATIONS	PRICE
<ul style="list-style-type: none"> <li>• For application to the side of a height adjustable table</li> <li>• Works with BRC Mesa T leg and C leg tables</li> <li>• Metal components offered in MS Silver finish</li> </ul>	\$181



ORDER CODE SAMPLE
ITEM CODE
QNABRA

Features & Specifications

- Includes all hardware to attach to Mesa height adjustable base
- May be compatible with other height adjustable base tables; contact BRC customer service for further details

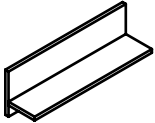
No Charge Options

- Metal components offered in MS Silver finish

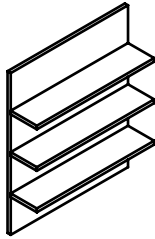
# Elements

## Components

Single Shelf



Multiple Shelves



## Grouping

The offering is divided into two groups depending on how the products will be used.

### Element Free Panels

These components work with each other but are intended to be used independently from desk or storage furniture

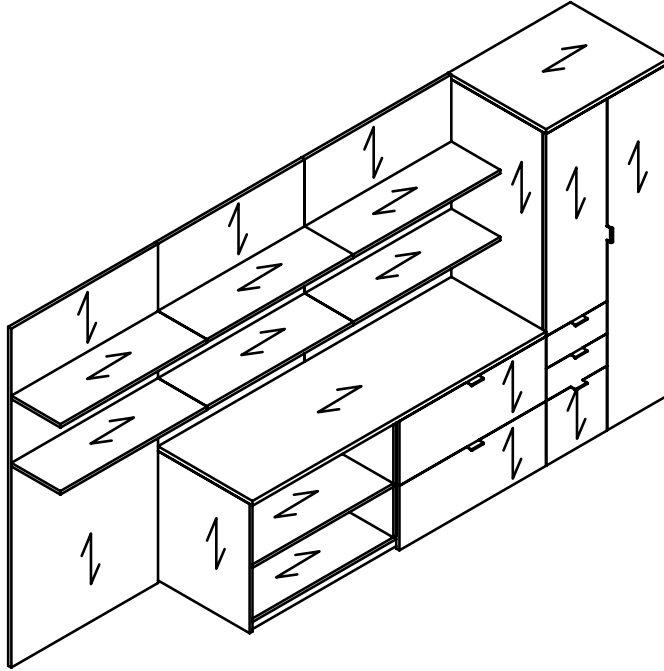
### Element Desk Panels

These components work with each other and are sized to be mounted above desk height (29") storage components and tables. The overall height of these elements will align with a 66" tall storage.

# Element Wall Panel System

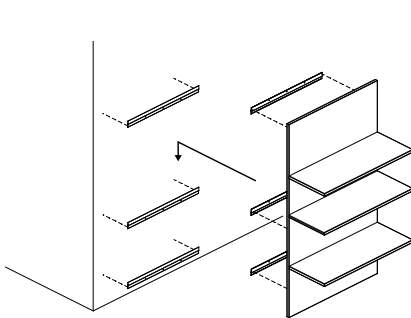
## Grain Direction

The grain direction on the wall panels always runs vertical as shown below. Shelving and overhead storage grain runs horizontal to match adjacent desk and storage products if applicable.

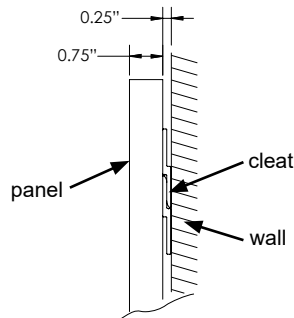


## Mounting


All components use an aluminum cleat based mounting system. The cleat on the back of the panel is pre-installed at the factory and matching wall cleats are provided for installation on site. After installation, the back of the wall panel sits 1/4" (0.25") out from the wall which is the total thickness of the cleat. The back panel, shelves and general construction is 3/4" thick laminate. Reference our Element Wall Panel System Installation guide for further details.



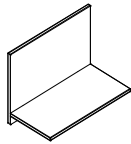
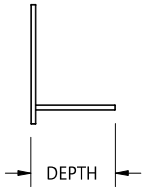
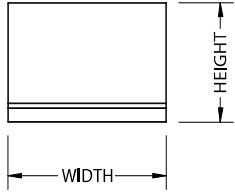
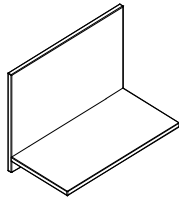
Wall panels drop into cleat



Total depth from wall is 1.00"



Multiple cleats are used as wall panel size and quantity increases (stacked panels)



**OVERALL SIZE**

WIDTH	DEPTH	HEIGHT	PRICE
36"	13"	17"	\$552
42"	13"	17"	\$576
48"	13"	17"	\$600
54"	13"	17"	\$676
60"	13"	17"	\$700

**Features & Specifications**

- 3/4" Thick LPL construction
- Woodgrain runs vertical
- Shelf depth is 12"
- Underside of shelf is 2" up from bottom of panel
- Includes mounting cleat and hardware

**No Charge Options**

- Available in select standard laminate finishes



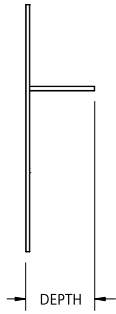
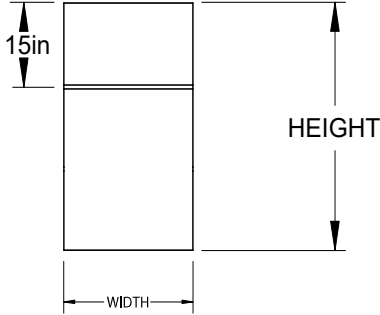
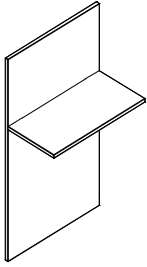
**SPECIAL NOTES**

- Each shelf can hold a maximum of 18kg or 40lbs.
- Wall cleats must be secured to wood studs; metal studs not recommended without additional support



**ORDER CODE SAMPLE**

ITEM CODE	WIDTH	DEPTH	HEIGHT
QNEFFF	W36	D13	H17



OVERALL SIZE				PRICE	
WIDTH	DEPTH	HEIGHT	FOR STORAGE HEIGHT	1 SHELF	2 SHELVES
36"	13"	37"	66"	\$676	N/A
42"	13"	37"	66"	\$714	N/A
48"	13"	37"	66"	\$751	N/A
54"	13"	37"	66"	\$781	N/A
60"	13"	37"	66"	\$876	N/A

Features & Specifications

- 3/4" Thick LPL construction
- Woodgrain runs vertical
- Shelf depth is 12"
- Includes mounting cleat and hardware

No Charge Options

- Available in select standard laminate finishes



SPECIAL NOTES

- Each shelf can hold a maximum of 18kg or 40lbs.
- Wall cleats must be secured to wood studs; metal studs not recommended without additional support



ORDER CODE SAMPLE				
ITEM CODE	WIDTH	DEPTH	HEIGHT	SHELF
QNEFSD	W18	D13	H43	A





For sales information contact: [quotes@brc.group](mailto:quotes@brc.group)

24 Armstrong Ave  
Georgetown, ON L7G 4R9  
Phone: 905.873.8509  
Toll Free: 1.877.260.4309  
[info@brc.group](mailto:info@brc.group)

