

BENCHING & ISLANDS



abrc

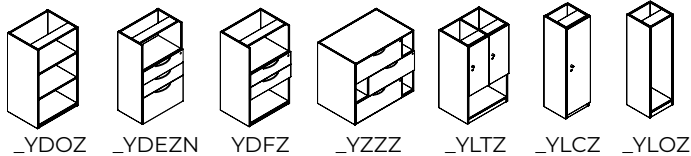
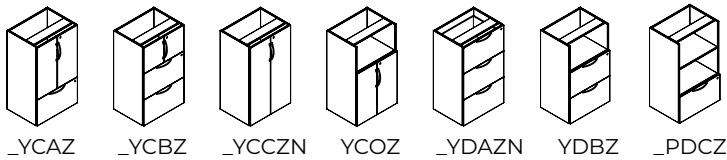


VERSATILE. COLLABORATIVE. CUSTOMIZABLE

BRC's Islands offer a versatile range of storage solutions, including closed and open shelving, lockers, bases, and work surfaces, designed to enhance workplace interaction. Integrating Islands into an office promotes effective brainstorming, team huddles, and casual breaks. As hybrid and remote work models become more common, Islands are gaining popularity not only for their storage capacity but also for their role in fostering collaboration and defining open spaces. With a wide array of customizable options, BRC enables clients to create tailored Islands that suit their specific needs.

Specs


ISLANDS



LAMINATE CODES

- M1 - 1" thick LPL
- H1 - 1" thick HPL (top only)

BASE COLOURS



See [website](#) for more information.

COLOURS



Available in all standard laminate finishes. See [website](#) for full laminate offering.

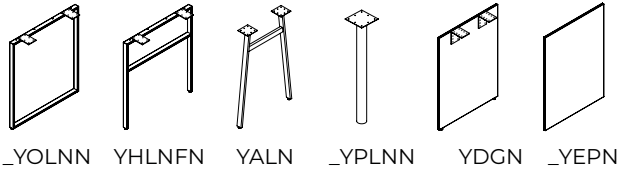
OVERALL SIZE

- **Width** - 72" - 288"
- **Depth** - 30", 36", 48"
- **Height** - 41"

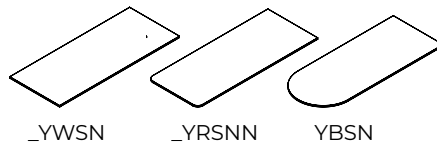
WORKSURFACE

- 1" (25.8mm) LPL
- 1-1/8" (27mm) HPL

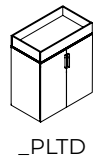
ISLAND TABLE BASES



ISLAND WORKSURFACES



PLANTER



DETAILS

- All exposed edges are manufactured with thermo rigid laser applied 3/32" (2mm) thick edging.
- 1" of leveling
- Grain direction horizontal on tops, shelves and modesties while vertical for gables.
- Standard casework construction is 1" thick gables 3/4" thick modesty panels in low-pressure laminate (LPL).
- All low-pressure laminate panels are 45lbs density and finished both sides.

CERTIFICATIONS



At BRC, we are known for our custom capabilities! For other applications not mentioned here, please contact your Regional Sales Representative.

brc.group/Islands