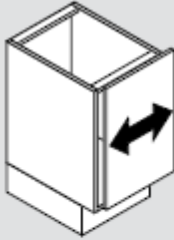
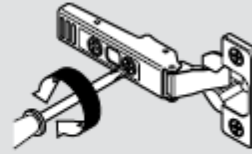


Hinge Adjustment

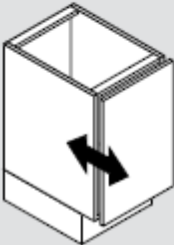
Side adjustment



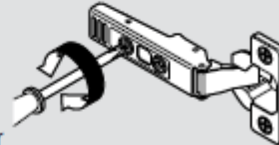
Rotate the front screw to increase or decrease the door overlay (+/- 2 mm).



Depth adjustment



Rotate the rear spiral tech cam screw to adjust the door position (+ 3/- 2 mm).



For CLIP hinges, loosen the rear screws on all hinges, adjust and retighten.

Cam wing mounting plate



Rotate cam screw on the mounting plate to adjust door position (+/- 2 mm).

