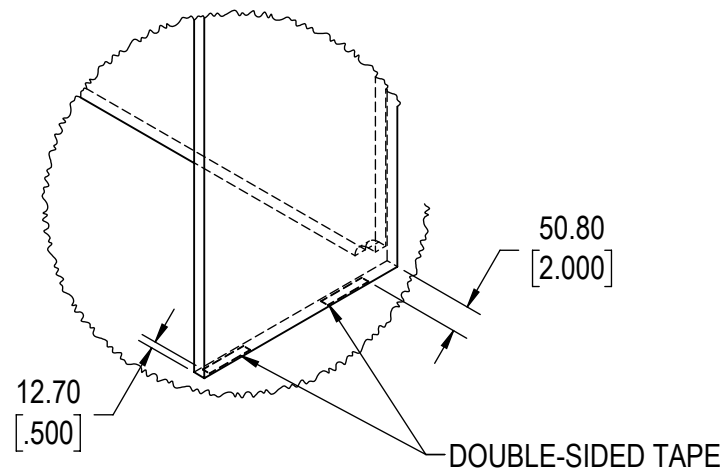
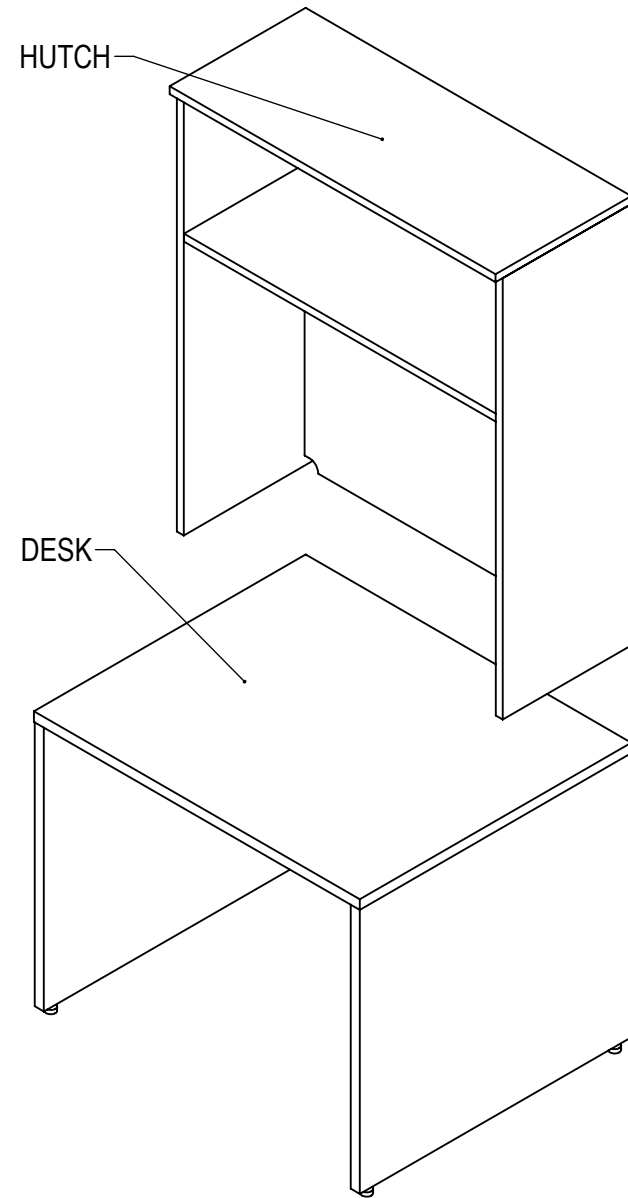
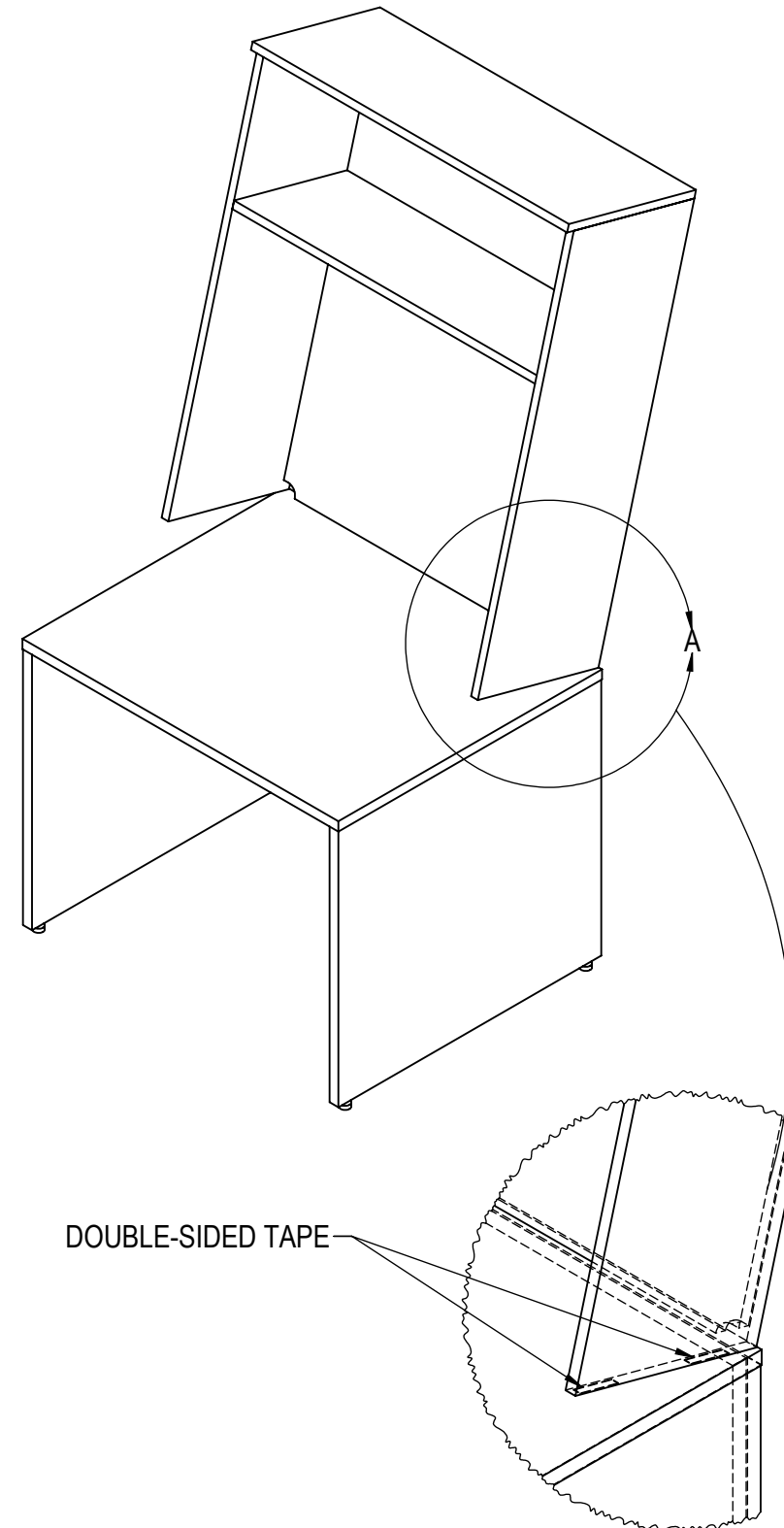


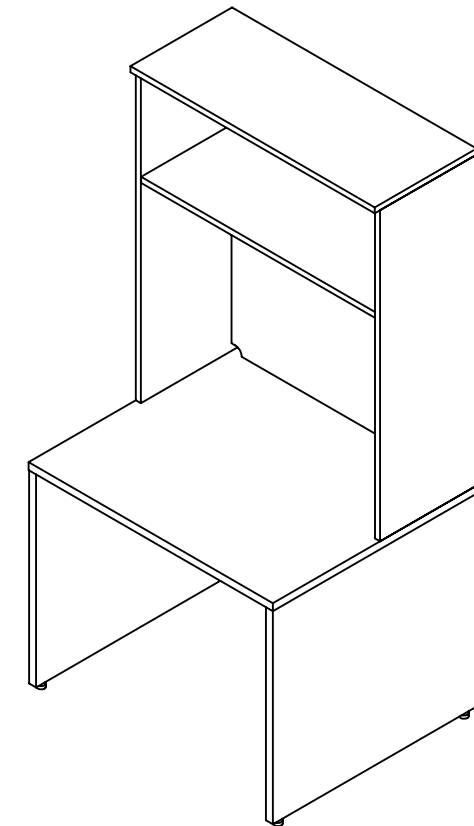

STEP 1: EMPTY THE SURFACE OF THE DESK AND THE STORAGE UNIT TO BE ATTACHED ON TOP. PLACE DOUBLE-SIDED TAPE ON THE BOTTOM OF EACH GABLE AS SHOWN.



STEP 2: PLACE THE HUTCH ON THE SURFACE OF THE DESK TILTED BACK 15°. ALIGN THE GABLES WITH THE TOP AND BACK EDGE. ENSURE THAT THE DOUBLE-SIDED TAPE IS ATTACHED AS SHOWN AND CENTERED ON THE BOTTOM OF EACH GABLE.



STEP 3: CAREFULLY TILT THE HUTCH FORWARD MAKING SURE THE EDGES OF THE UNITS ARE ALIGNED AND SQUARE AS IT IS MOVED TO THE UPRIGHT POSITION. THE UNITS ARE NOW READY TO BE USED.



		DRAWN BY FF	CHECKED BY	ENG BY	APPROVED BY
CUSTOMERSERVICE@BRC.GROUP PHONE: 905-873-8509 TOLL FREE: 877-260-4309 FAX: 905-873-8195		DATE 2022-10-26	DATE	DATE	DATE
TITLE DESK WITH HUTCH ON TOP		DWG NO.			REV
UNITS METRIC	3RD ANGLE PROJECTION 	SCALE 1:10			FINISH B
SHEET 1 OF 1	THIS DRAWING IS THE CONFIDENTIAL AND PROPRIETARY INFORMATION OF BRC BUSINESS ENTERPRISES LIMITED. ANY PARTY ACCEPTING RECEIPT OF THIS DRAWING DOES SO ON THE EXPRESS UNDERSTANDING AND AGREEMENT THAT IT WILL NOT BE COPIED, REPRODUCED, DISCLOSED TO THIRD PARTIES OR USE THIS DRAWING FOR ANY PURPOSE OTHER THAN THOSE EXPRESSLY AGREED TO BY BRC BUSINESS ENTERPRISES LIMITED IN WRITING.				



# SAFETY NOTICE

---

## **Instability Hazard**

Mobile items on casters such as flip top, personal and movable tables of any type and storage items of any type may present an instability hazard if not secured correctly while in use or in storage. Flip top tables or training tables of any type, are inherently more unstable when folded. BRC provides the following guidelines & warnings when using mobile products:

- Lock casters immediately after moving. Do not leave the casters unlocked when in use or in storage.
- Motion may increase the instability of any item with casters. If the wheels hit an obstruction the table's forward momentum often causes overturn, especially if the item is not equipped with wheel extensions. Exercise strong caution while moving these items.
- Use caution when abrupt level changes in the floor are present (such as a doorway or room threshold) as caster failure or tipping may result.
- Do not stand, sit or lean on mobile items for support. They are not intended for this use and personal injury or property damage may result.
- Mobile units that feature height adjustable elements must be lowered to the minimum compressed height when moving to prevent instability. It is also recommended the user remove all computer equipment or other accessories to prevent possible weight imbalance or damage to equipment.
- Failure to follow the guidelines above may result in property damage or personal injury.

## **Heavy Load**

- This product must be anchored to wall to ensure stability & safety.
- It is the owner and installers responsibility to ensure that the wall type and construction is of sufficient strength to carry the loads of any wall mounted products and their contents.
- Failure of the wall and anchors to support all imposed loads may result in property damage or personal injury.
- BRC can provide size and empty weight of its products only. As wall blocking is considered a building construction process, BRC cannot provide recommendations in this respect and cannot be responsible for damage or injury that may occur as a result of improper installation and/or blocking.

## **Load Bottom Drawer First!**

- Operate one drawer at a time.
- Unit may tip if loaded incorrectly.
- Unit should be attached to a wall or other furniture to reduce tipping hazard.
- Always load the heaviest files in the bottom drawer.
- Failure to follow the guidelines above may result in property damage or personal injury.

11/2022